



Theatre

FLOOD 1000

Halogen flood light

FEATURES

- Soft beam, symmetrical or asymmetrical version
- Suitable from many range of applications
- Hinged frontal panel to easy access to the lamp
- Complies to CE standards

MECHANICAL DATA

- Black (standard) epoxy powder paint
- Steel bracket with three holes (12mm central)
- Reverse yoke for stand-mounting
- Rear safety chain hook
- 1m flexible cable not terminated
- Cable clamp
- Single rim-clamp tilt lock
- Tempered frontal glass
- Weight: **4Kg**



TECHNICAL DATA

- Supply voltage: 230V 50/60Hz
- Maximum load 1000W
- Socket R7s
- Side barn-door clamps

ADMISSIBLE LAMPS

- Halogen linear lamp, 185.7mm, R7s double ended

INCLUDED

- Metal filter frame (280x256mm)
- Tempered glass
- Protection grid

MODULAR SYSTEM, max 4 FLOOD:



On request are available the accessories for modular system,
in the picture: 3 pcs TE131 + 2 pcs TE134 + 1 pc TE136

ORDER CODES

TE130 FLOOD 1000 SYMMETRICAL

TE131 FLOOD 1000 ASYMMETRICAL

TE132 Metal filter frame

TE133 4 leaves barn-door

TE134 Modular clamps (2pc+screws)

TE136 Side bracket for modular system (2pc)

TE135 Tempered frontal glass

GAN02 30x6mm suspension clamp

GAN08 40x6mm hexagonal suspension clamp

GAN04 Steel safety cable, d.2mm L.950mm

GAN05 Steel safety cable, d.3mm L.950mm

LP15 1000W Halogen lamp 185.7mm

SP02 Stand "B" up to 2.05m

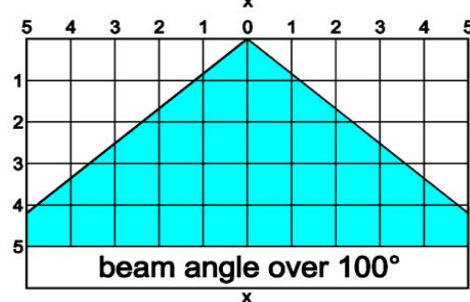
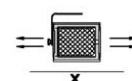
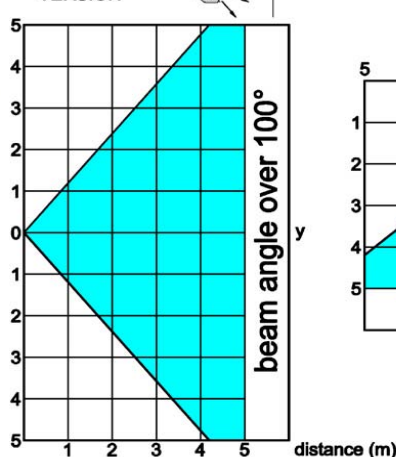
SP07 Fixed pivot (MA12)

SP08 2m extension for SP06

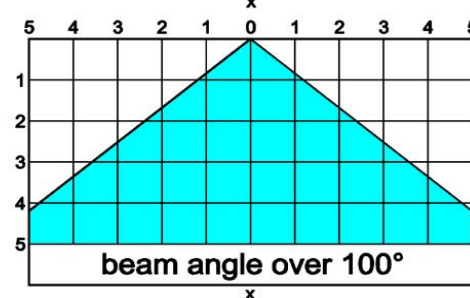
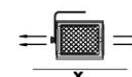
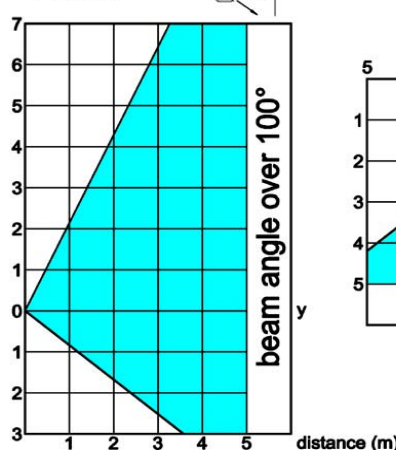
SP09 3m extension for SP06

SP06 "T" bar for stand

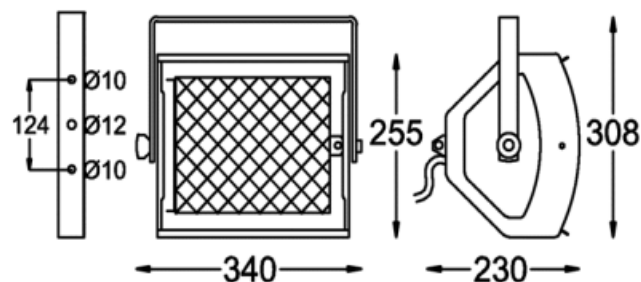
SP13 "T" bar without extension

SYMMETRICAL
VERSION

Test with 1000W lamp (230V 50Hz)
700 lux centre beam at 3m distance
250 lux centre beam at 5m distance

ASYMMETRICAL
VERSION

Test with 1000W lamp (230V 50Hz)
700 lux centre beam at 3m distance
250 lux centre beam at 5m distance



LAMPO lighting designers

46042 Castel Goffredo - Mantova - Italy - Via Portogallo, 4
TEL +39 0376 770869 FAX +39 0376 780947 www.lamposrl.it info@lamposrl